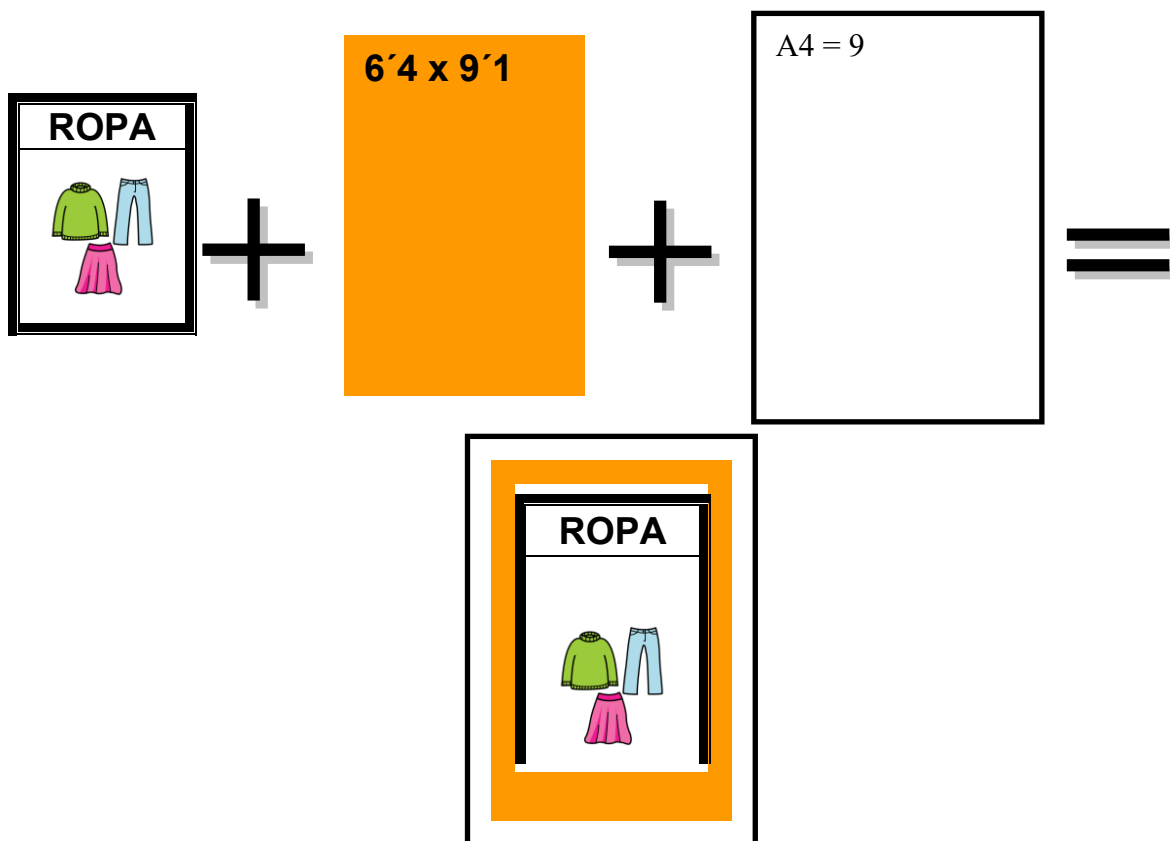


PICTOGRAMAS POR CAMPOS SEMÁNTICOS.

FRUTAS Y VERDURAS CAJA.

Sugerencias:

- No cambiar el tamaño de las cuadrículas.
- Recortar por la línea mas ancha de los bordes.
- Poner contra con folios de colores (tamaño de la contra 6´4 x 9´1)
- Plastificar. La medidas están tomadas para aprovechar un plástico A4 al máximo y que de muy visual.



Este material ha sido elaborado por Abel C. Serrano.
abelcsg@gmail.com


CEEE Santísimo Cristo de la Misericordia, Murcia.

Los símbolos pictográficos utilizados son propiedad de CATEDU
(<http://catedu.es/arasaac/>) bajo licencia Creative Commons y han sido
creados por Sergio Palao


AJO




APIO



BERENGENA




CALABACÍN



CARAMBOLA



CEBOLLA



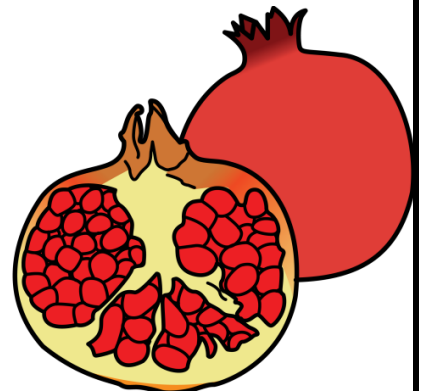
COLIFLOR




FRESA



GRANADA




LIMÓN




COL ROJA




MANDARINA




MANZANA




NARANJA




PATATA




PEPINO




PERA




PIMIENTO ROJO




PIMIENTO VERDE




PLÁTANO



TOMATE



ZANAHORIA



PIMIENTO AMARILLO