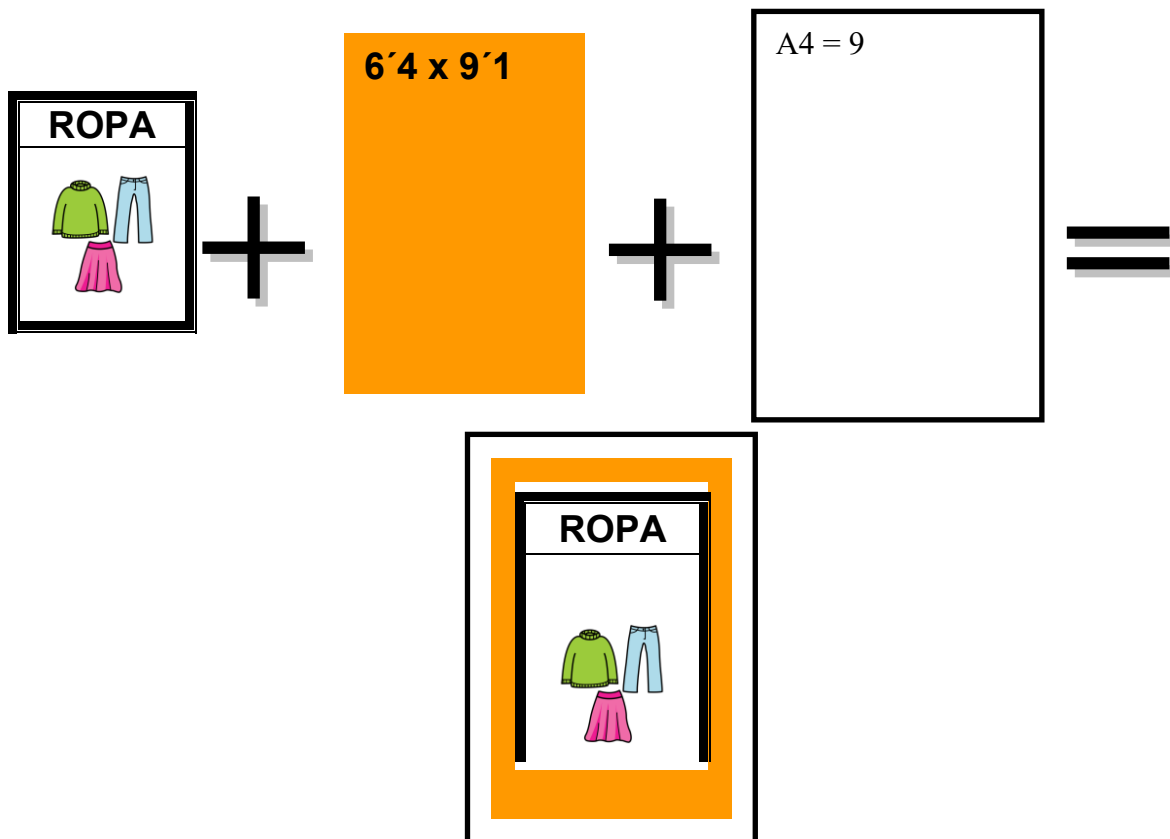


# PICTOGRAMAS POR CAMPOS SEMÁNTICOS.

## FRUTAS.

Sugerencias:

- No cambiar el tamaño de las cuadrículas.
- Recortar por la línea mas ancha de los bordes.
- Poner contra con folios de colores (tamaño de la contra 6´4 x 9´1)
- Plastificar. La medidas están tomadas para aprovechar un plástico A4 al máximo y que de muy visual.




Este material ha sido elaborado por Abel C. Serrano.  
abelcsg@gmail.com


CEEE Santísimo Cristo de la Misericordia, Murcia.

Los símbolos pictográficos utilizados son propiedad de CATEDU  
(<http://catedu.es/arasaac/>) bajo licencia Creative Commons y han sido  
creados por Sergio Palao


**LIMÓN**




**CHIRIMOYA**




**MANDARINA**




**MANZANA**



**NARANJA**




**CIRUELA**




**COCO**




**PERA**




**MELÓN**




**PIÑA**




**PLÁTANO**



**SANDÍA**



**HIGO**




**FRUTAS**




**CARAMBOLA**




**AGUACATE**




**ALBARICOQUE**



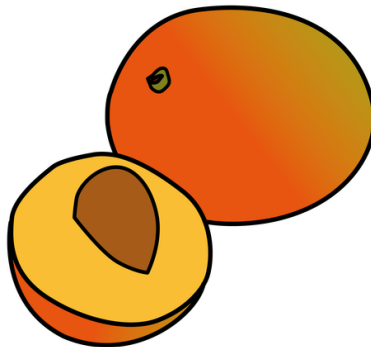
**BANANA**




**MORAS**




**MANGO**




**UVAS**



**CEREZA**



**FRESA**



**GRANADA**

