

FORMAS GEOMÉTRICAS




Diagram illustrating equality: two identical red squares are shown with an equals sign above them and arrows pointing to each square. A white circle is also present.	Diagram illustrating shape: a white circle, a white square, and a white triangle.	Diagram illustrating color: three irregular blobs in yellow, blue, and red.
<p>IGUALA</p>	<p>FORMA</p>	<p>COLOR</p>

VELCRO PICTOGRAMAS FORMAS

VELCRO PICTOGRAMAS FORMAS

VELCRO PICTOGRAMAS FORMAS

**VELCRO DE
REFERENCIA**

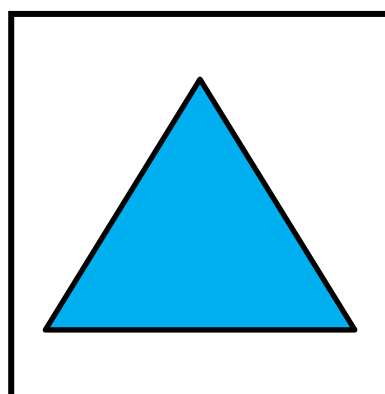











VELCRO

**VELCRO DE
REFERENCIA**

VELCRO

**VELCRO DE
REFERENCIA**

VELCRO



¿QUÉ NÚMERO
FALTA?

¿1 2 3?

	1 2 3	1 ? 3
PONER	LOS NÚMEROS	QUE FALTAN

VELCRO CON NÚMEROS

VELCRO CON NÚMEROS

VELCRO CON NÚMEROS

1	2	velcro	4	velcro
---	---	--------	---	--------

6	velcro	8	velcro	10
---	--------	---	--------	----

11	velcro	velcro	14	velcro
----	--------	--------	----	--------

16	velcro	18	velcro	20
----	--------	----	--------	----

3

5

7

9

12

13




15

17


19

RESTAS

$$\begin{array}{r} 8 \\ - 2 \\ \hline \end{array}$$


		
CONTAR	TACHAR	RESULTADO

9 - 2




=

8 - 4




=

9 - 6



=

7 - 5



=

VELCRO CON NÚMEROS

VELCRO CON CANTIDADES

4

7

2

3

